



# **Department of Electronic Science**

## **University of Delhi**

**Students' Experience Survey**  
**Internal Quality Assurance Cell (IQAC)**

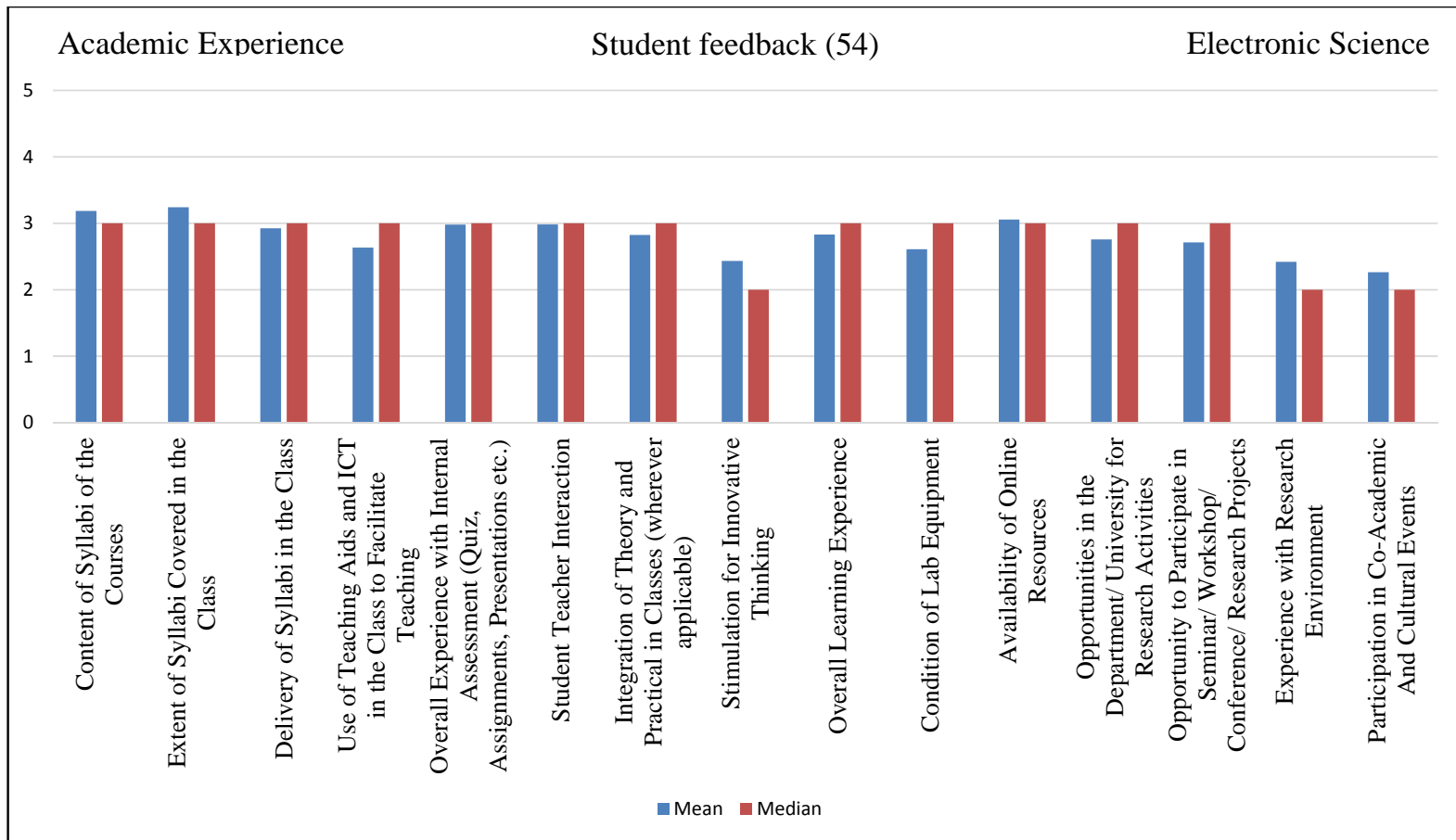
*May-June 2016*

**Table of Contents**

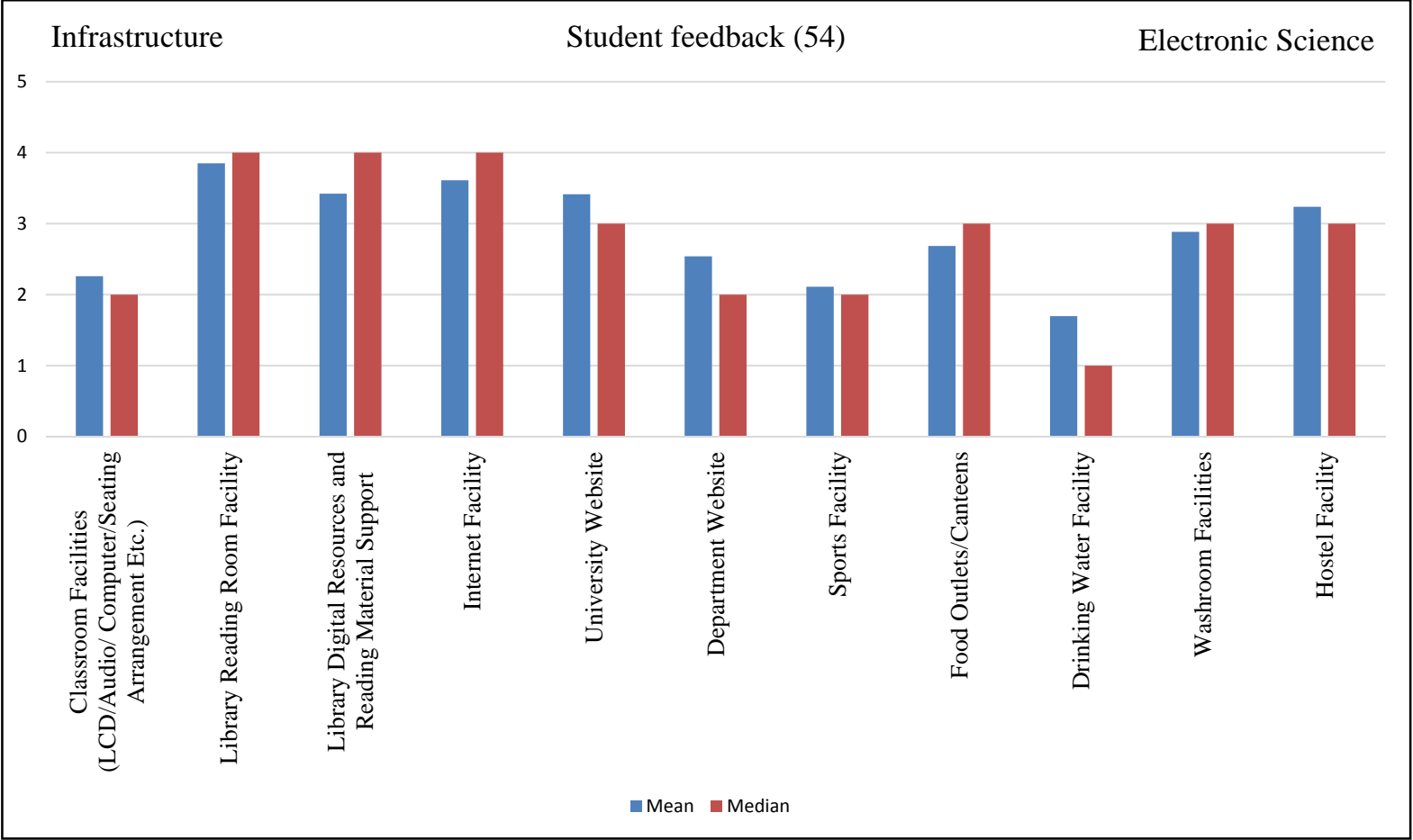
<b>1.</b>	<b>Student Feedback: Bar Charts</b>	
	<i>Academic Experience</i>	1
	<i>Infrastructure</i>	2
	<i>Support System</i>	3
	<i>Skills/Competencies Developed During Course of Study</i>	4
<b>2.</b>	<b>Student Feedback (Arranged by Attendance): Bar Charts</b>	
	<i>Academic Experience</i>	5
	<i>Infrastructure</i>	7
	<i>Support System</i>	9
	<i>Skills/Competencies Developed During Course of Study</i>	11
<b>2.</b>	<b>Student Feedback: Pie Chart</b>	
	<i>“Would you recommend this university to others?”</i>	13
<b>3.</b>	<b>Table 1: Mean, Median, SD, Minimum, Maximum Value for Each Question</b>	14
<b>4.</b>	<b>Table 2: Frequency Distribution in Levels</b>	17
<b>5.</b>	<b>Table 3: Frequency Distribution in Percentage</b>	20

## Student Feedback: Bar Charts

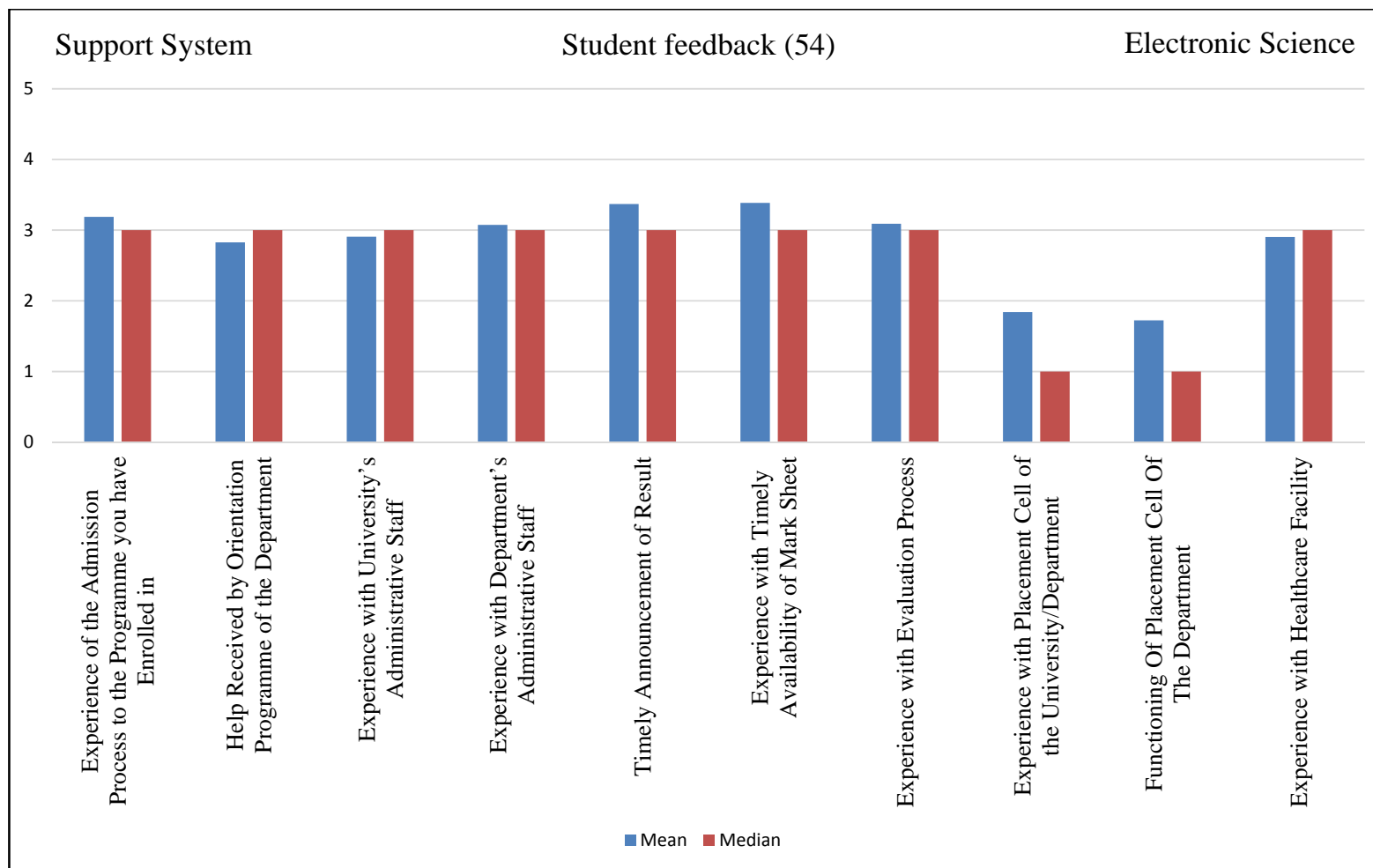
### Academic Experience



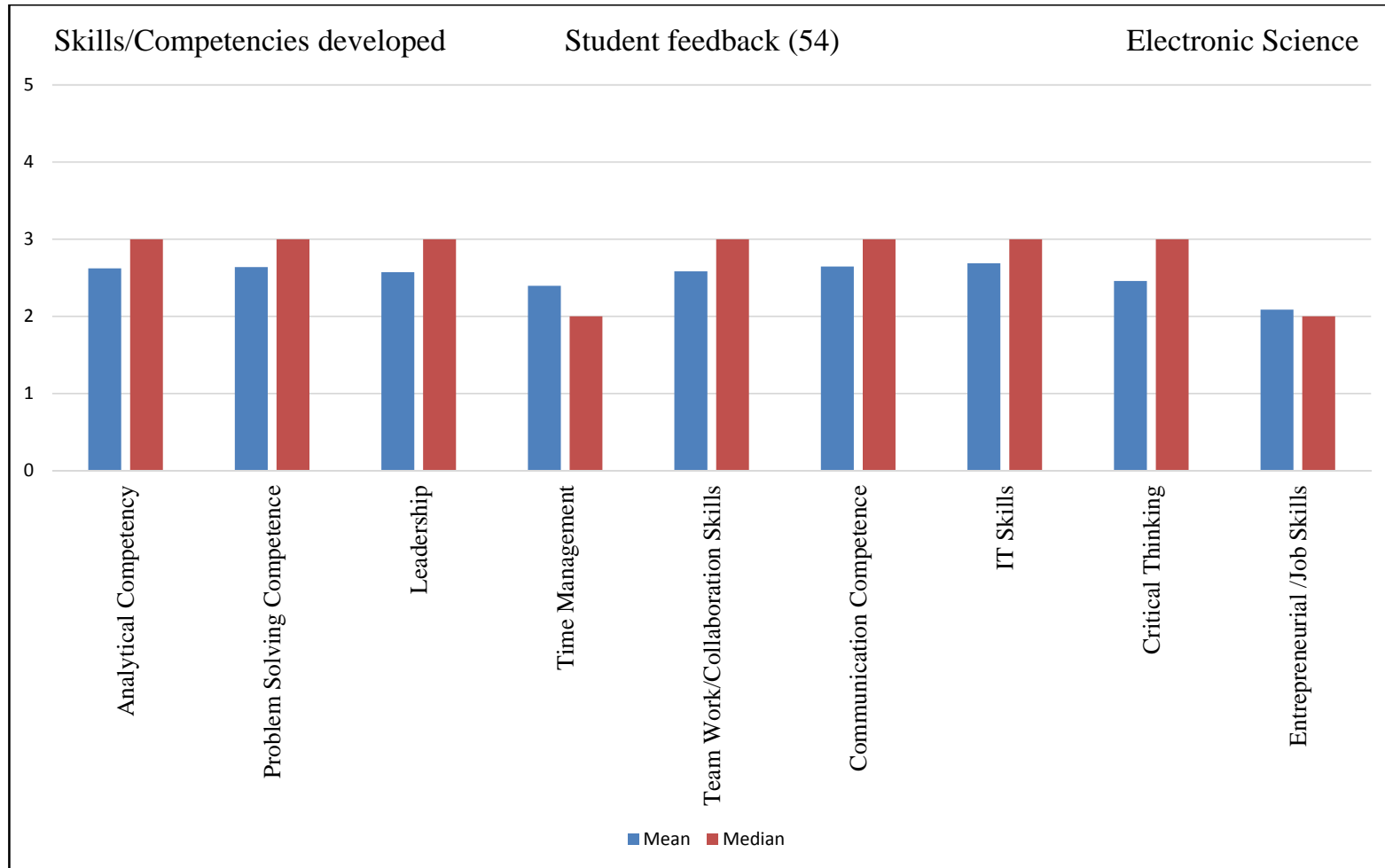
Infrastructure



## Support System

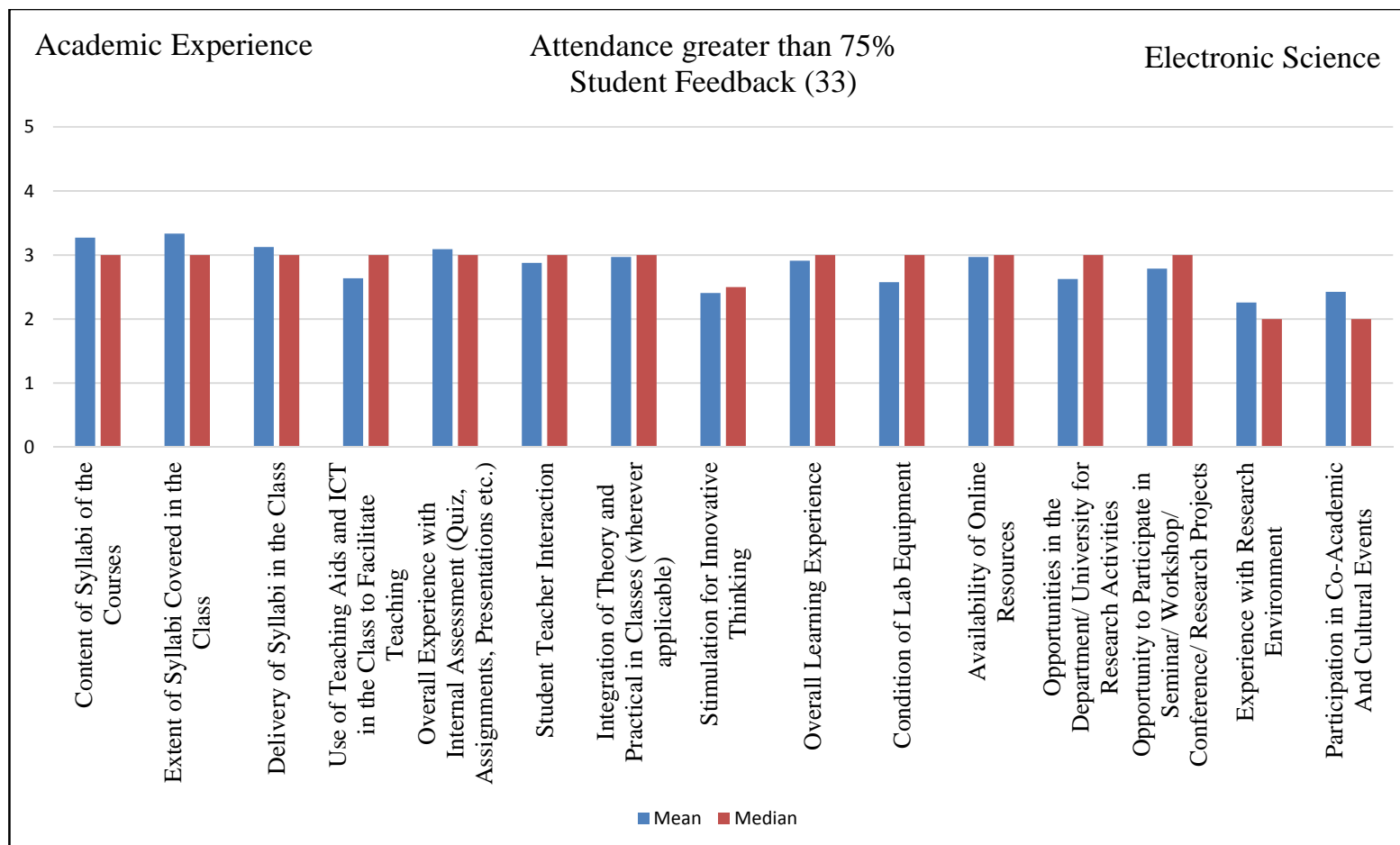


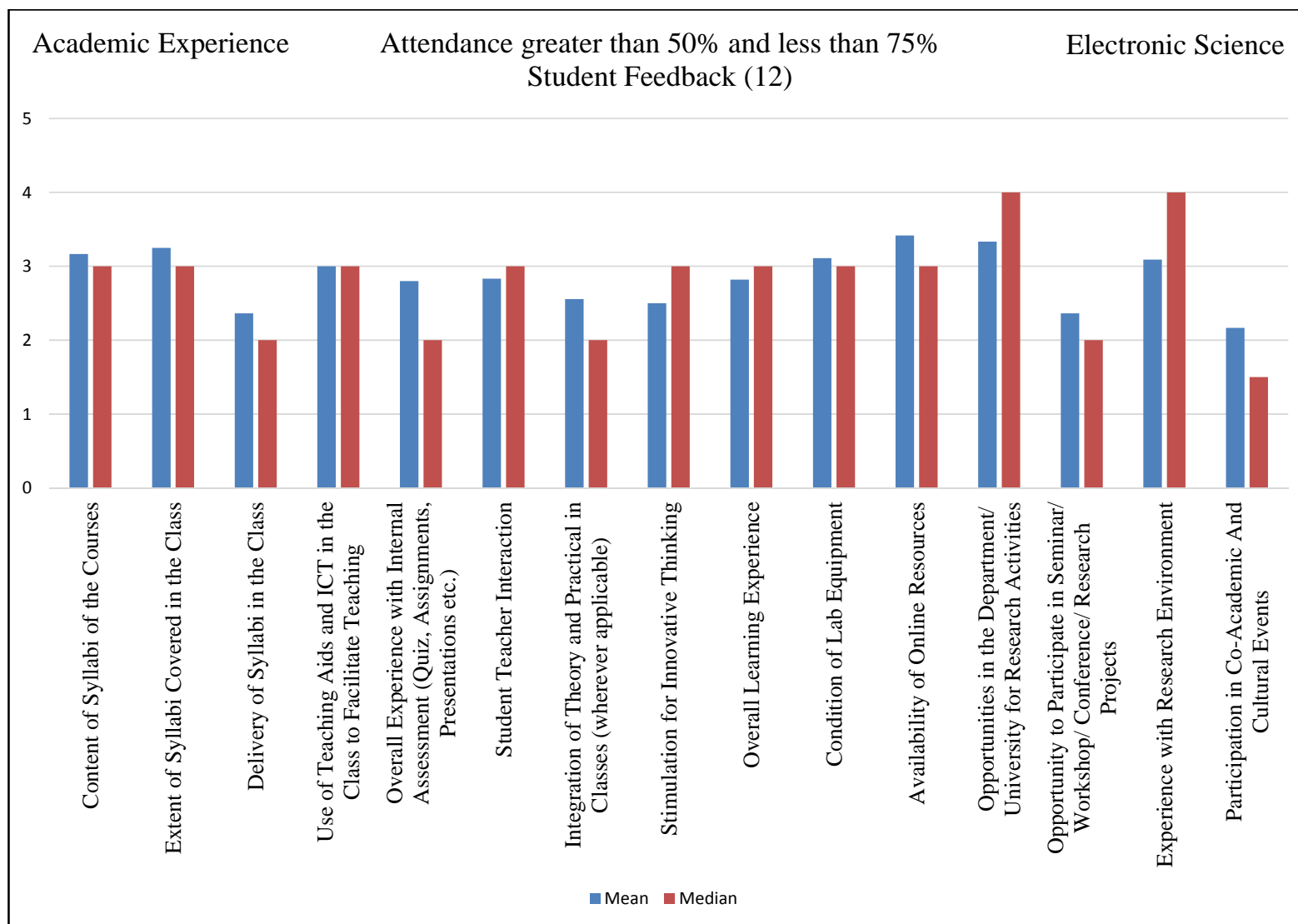
## Skills/Competencies Developed During Course of Study



## Student Feedback as per Attendance

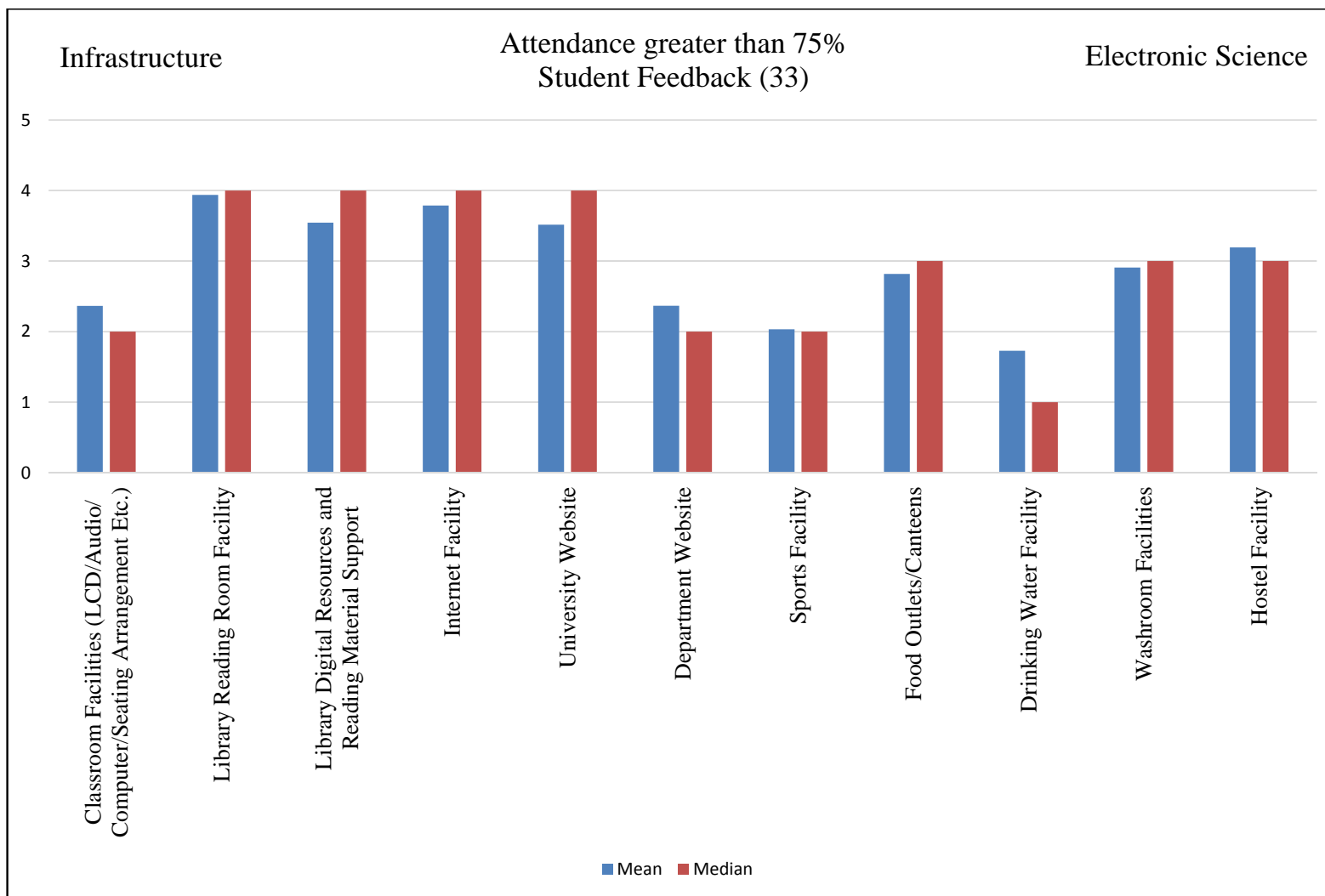
### Academic Experience

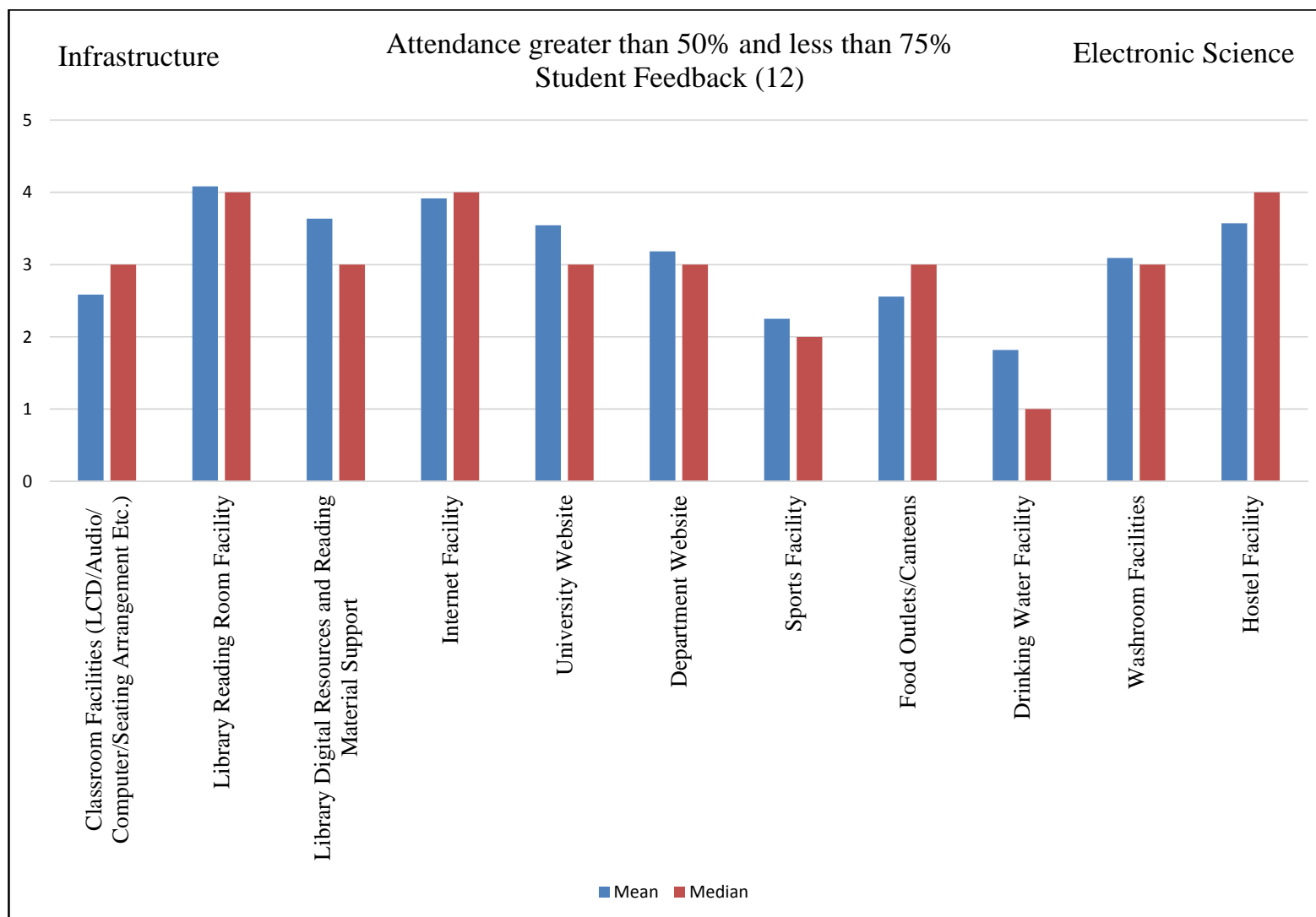




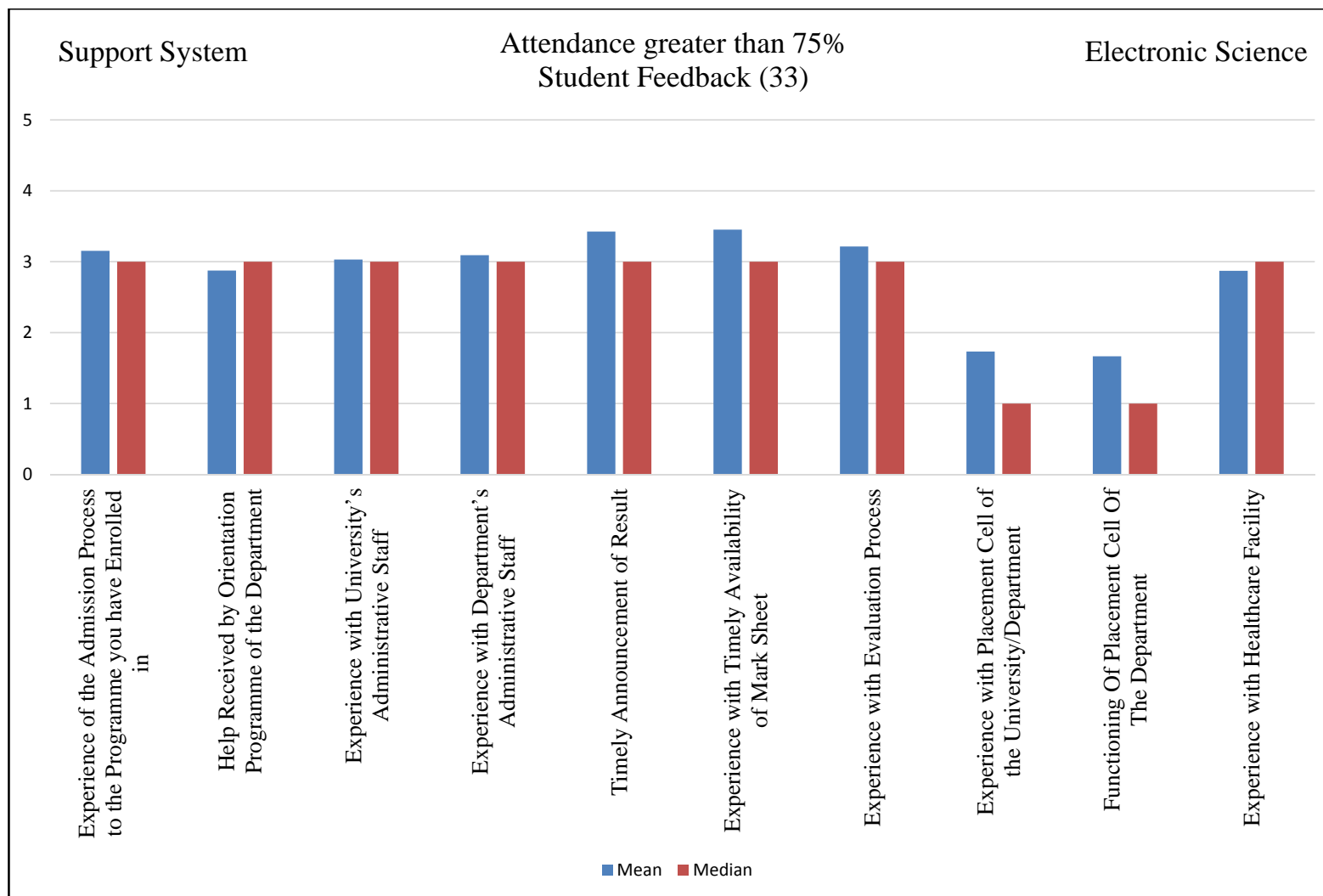


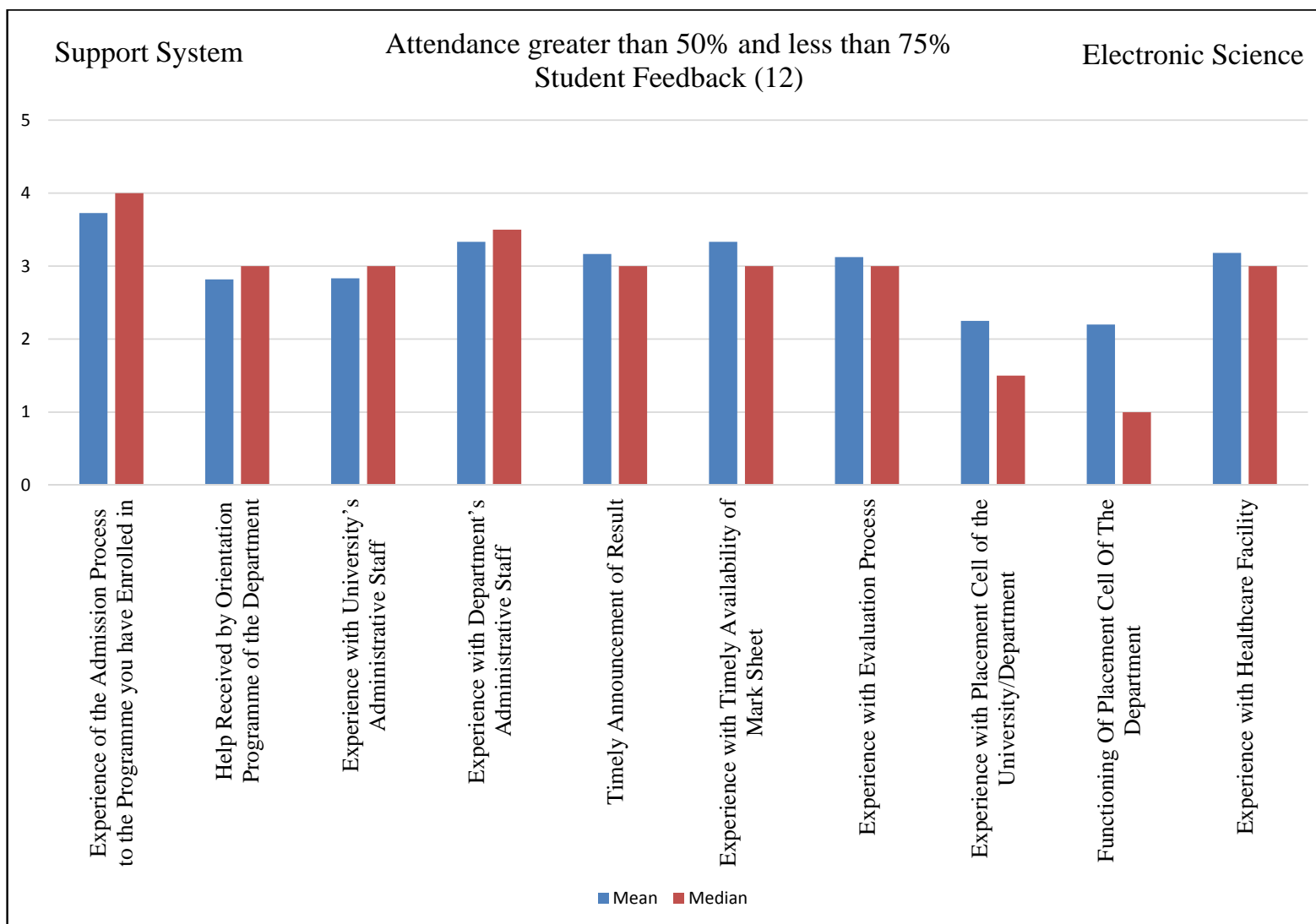
## Infrastructure



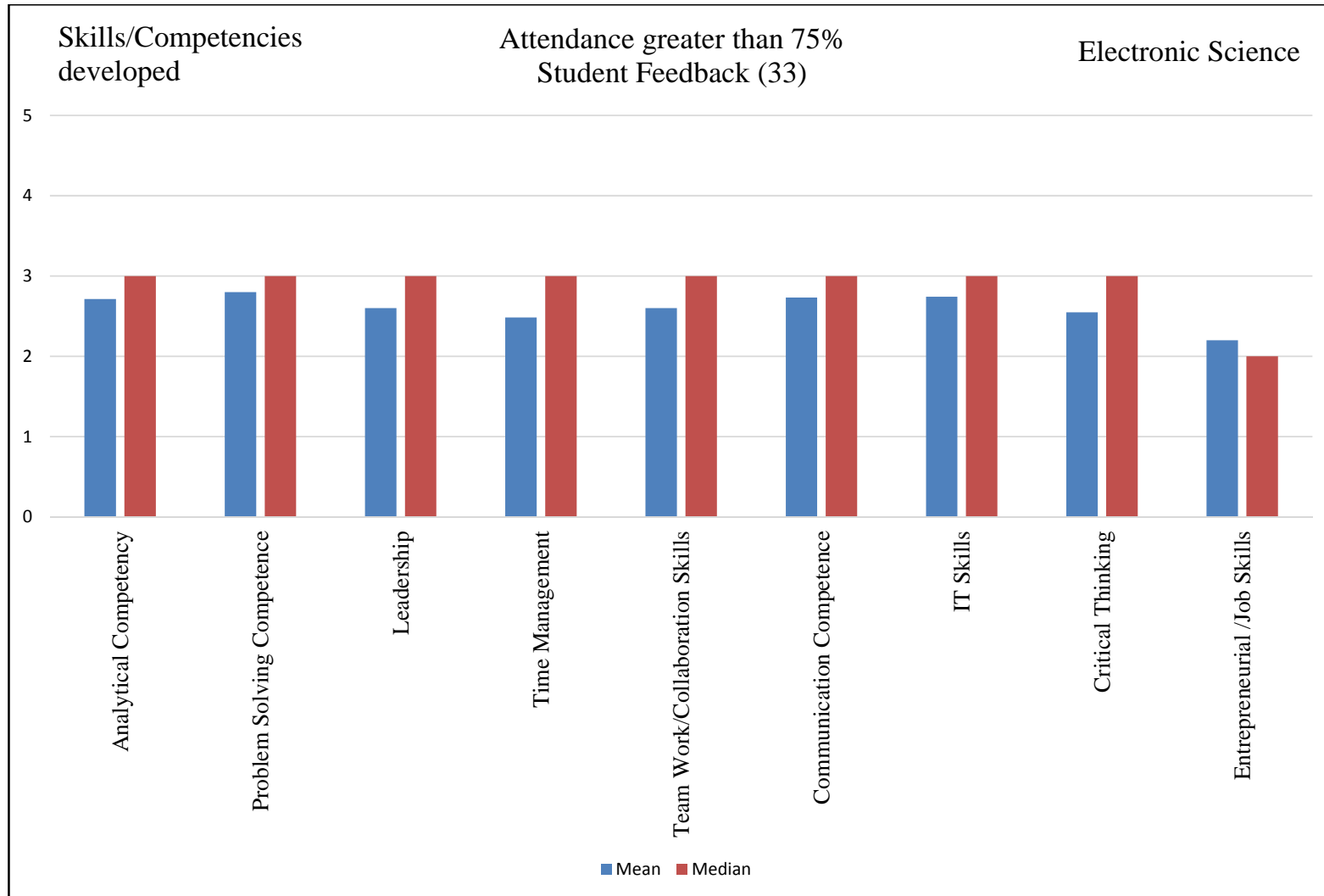


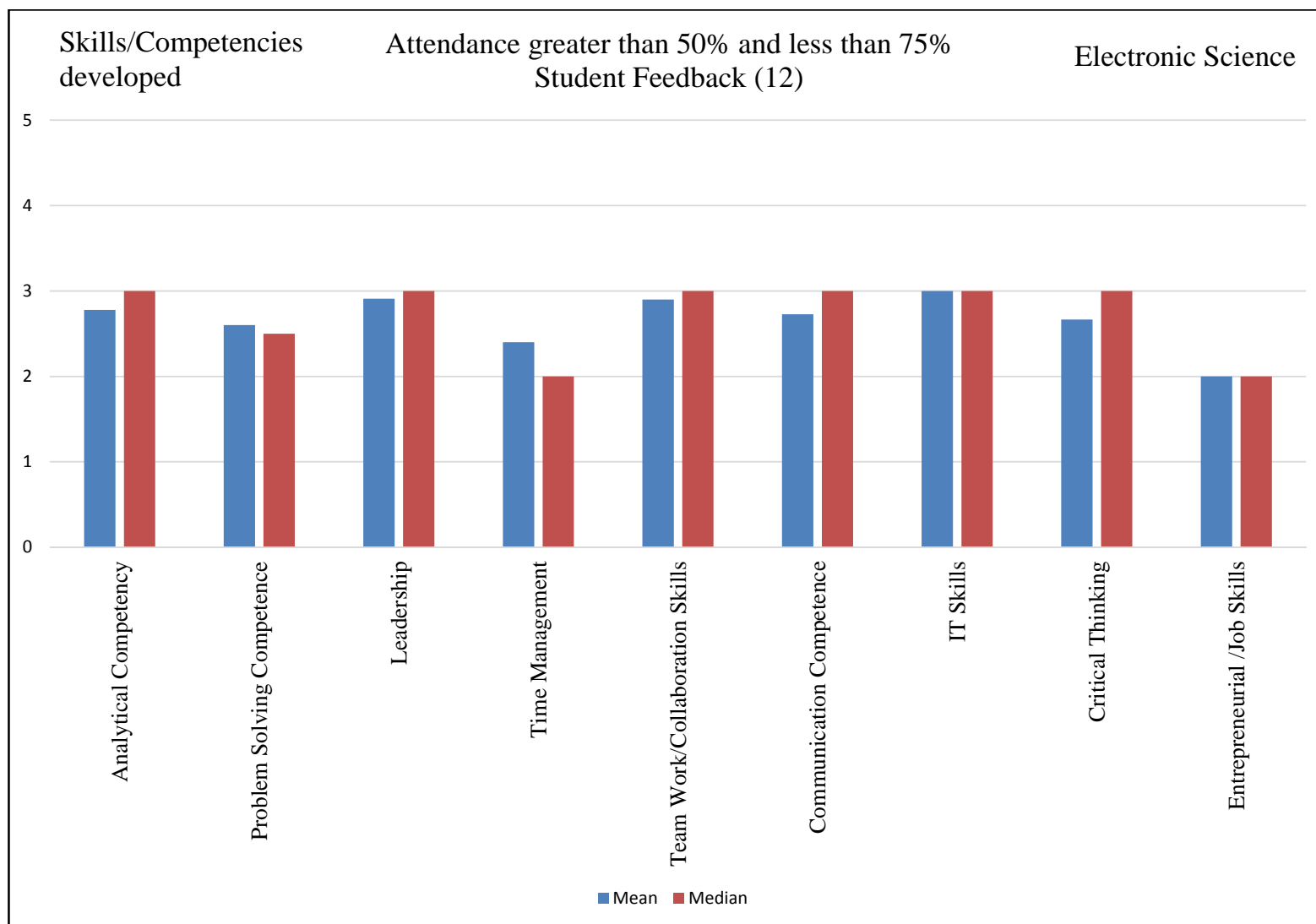
## Support System



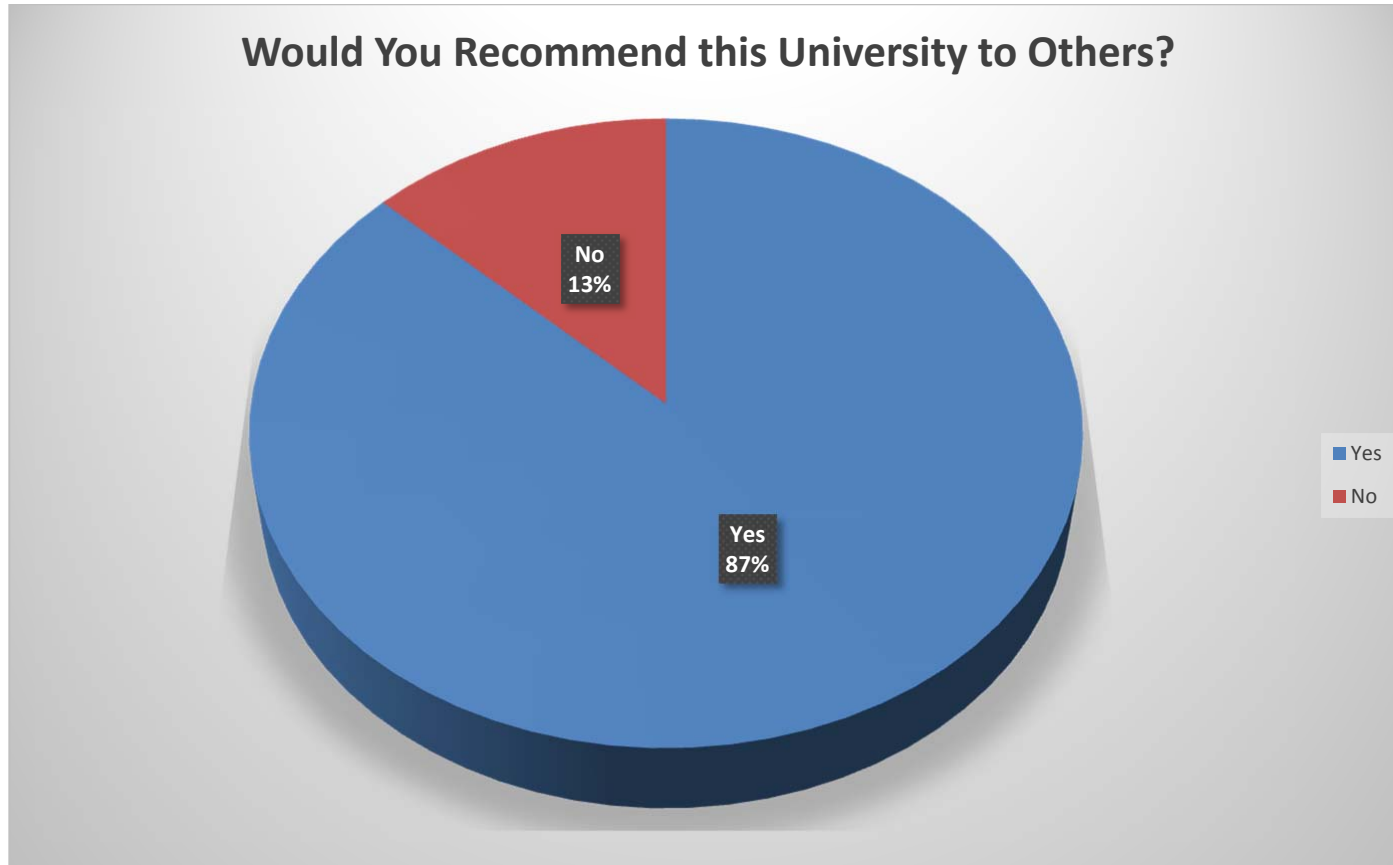


## Skills/Competencies Developed during Course of Study





## Student Feedback on “Would you recommend this university to others?”



**TABLE 1: Mean, Median, Standard Deviation, Minimum, Maximum Value for Each Question (N=54)**

S.No	Category	Mean	Median	Standard Deviation	Minimum	Maximum
<b>A.</b>	<b>Academic</b>					
1	Content of Syllabi of the Courses	3.19	3	1.00	1	5
2	Extent of Syllabi Covered in the Class	3.24	3	0.94	1	5
3	Delivery of Syllabi in the Class	2.92	3	1.03	1	5
4	Use of Teaching Aids and ICT in the Class to Facilitate Teaching	2.63	3	0.98	1	5
5	Overall Experience with Internal Assessment (Quiz, Assignments, Presentations etc.)	2.98	3	0.95	1	5
6	Student Teacher Interaction	2.98	3	1.19	1	5
7	Integration of Theory and Practical in Classes (wherever applicable)	2.82	3	1.06	1	5
8	Stimulation for Innovative Thinking	2.43	2	1.09	1	5
9	Overall Learning Experience	2.83	3	0.95	1	5
10	Condition of Lab Equipment	2.61	3	1.07	1	5
11	Availability of Online Resources	3.06	3	1.05	1	5
12	Opportunities in the Department/ University for Research Activities	2.75	3	1.15	1	5
13	Opportunity to Participate in Seminar/ Workshop/ Conference/ Research Projects	2.71	3	1.04	1	5
14	Experience with Research Environment	2.42	2	1.15	1	5
15	Participation in Co-Academic And Cultural Events	2.26	2	1.25	1	5
	<b>Overall</b>	<b>2.79</b>				
<b>B.</b>	<b>Infrastructure</b>					
16	Classroom Facilities (LCD/Audio/ Computer/Seating Arrangement Etc.)	2.26	2	1.04	1	5
17	Library Reading Room Facility	3.85	4	1.02	1	5
18	Library Digital Resources and Reading Material Support	3.42	4	1.18	1	5
19	Internet Facility	3.61	4	1.11	1	5
20	University Website	3.42	3	0.98	1	5
21	Department Website	2.54	2	1.14	1	5



S.No	Category	Mean	Median	Standard Deviation	Minimum	Maximum
22	Sports Facility	2.11	2	1.19	1	5
23	Food Outlets/Canteens	2.69	3	1.02	1	5
24	Drinking Water Facility	1.70	1	0.96	1	4
25	Washroom Facilities	2.88	3	0.95	1	5
26	Hostel Facility	3.24	3	1.21	1	5
	<b>Overall</b>	<b>2.88</b>				
<b>C.</b>	<b>Support System</b>					
27	Experience of the Admission Process to the Programme you have Enrolled in	3.19	3	0.95	1	5
28	Help Received by Orientation Programme of the Department	2.83	3	0.96	1	5
29	Experience with University's Administrative Staff	2.91	3	0.99	1	5
30	Experience with Department's Administrative Staff	3.07	3	1.09	1	5
31	Timely Announcement of Result	3.37	3	1.02	1	5
32	Experience with Timely Availability of Mark Sheet	3.38	3	0.98	1	5
33	Experience with Evaluation Process	3.09	3	1.08	1	5
34	Experience with Placement Cell of the University/Department	1.84	1	1.16	1	5
35	Functioning Of Placement Cell Of The Department	1.72	1	1.28	1	5
36	Experience with Healthcare Facility	2.90	3	1.12	1	5
	<b>Overall</b>	<b>2.83</b>				
<b>D.</b>	<b>Skills/Competencies Developed During Course of Study</b>					
37	Analytical Competency	2.62	3	1.10	1	5
38	Problem Solving Competence	2.64	3	1.02	1	5
39	Leadership	2.57	3	1.16	1	5
40	Time Management	2.40	2	1.04	1	5
41	Team Work/Collaboration Skills	2.58	3	0.98	1	5
42	Communication Competence	2.65	3	1.07	1	5
43	IT Skills	2.69	3	1.06	1	5

<b>S.No</b>	<b>Category</b>	<b>Mean</b>	<b>Median</b>	<b>Standard Deviation</b>	<b>Minimum</b>	<b>Maximum</b>
44	Critical Thinking	2.46	3	1.02	1	5
45	Entrepreneurial /Job Skills	2.09	2	1.06	1	5
	<b>Overall</b>	<b>2.52</b>				
<b>E.</b>	<b>Overall University Experience</b>					
46	Your Overall Academic Experience	3.19	3	1.03	1	5

**TABLE 2: Frequency Distribution in Levels (N=54)**

S.No	Category	Below Average	Average	Good	Very Good	Excellent	Don't Know	Not Applicable
<b>A.</b>	<b>Academic</b>							
1	Content of Syllabi of the Courses	1	12	25	8	8	0	0
2	Extent of Syllabi Covered in the Class	1	10	24	13	6	0	0
3	Delivery of Syllabi in the Class	4	15	17	13	3	0	0
4	Use of Teaching Aids and ICT in the Class to Facilitate Teaching	6	16	19	6	2	0	1
5	Overall Experience with Internal Assessment (Quiz, Assignments, Presentations etc.)	2	14	23	9	4	0	0
6	Student Teacher Interaction	5	16	16	9	8	0	0
7	Integration of Theory and Practical in Classes (wherever applicable)	3	21	13	10	4	0	0
8	Stimulation for Innovative Thinking	12	14	19	3	3	1	0
9	Overall Learning Experience	4	15	22	10	2	0	0
10	Condition of Lab Equipment	8	17	15	9	2	0	0
11	Availability of Online Resources	3	13	21	10	6	0	0
12	Opportunities in the Department/ University for Research Activities	9	13	16	12	3	1	0
13	Opportunity to Participate in Seminar/ Workshop/ Conference/ Research Projects	6	17	18	8	3	0	0
14	Experience with Research Environment	12	17	12	6	3	2	1
15	Participation in Co-Academic And Cultural Events	18	16	11	3	5	0	0
<b>B.</b>	<b>Infrastructure</b>							
16	Classroom Facilities (LCD/Audio/ Computer/Seating Arrangement Etc.)	16	15	17	5	1	0	0
17	Library Reading Room Facility	1	5	11	20	16	0	1
18	Library Digital Resources and Reading Material Support	4	8	12	18	10	0	0

S.No	Category	Below Average	Average	Good	Very Good	Excellent	Don't Know	Not Applicable
19	Internet Facility	2	8	12	19	13	0	0
20	University Website	1	8	20	16	8	0	0
21	Department Website	10	16	14	7	3	0	1
22	Sports Facility	22	13	11	4	3	0	1
23	Food Outlets/Canteens	8	11	23	7	2	0	0
24	Drinking Water Facility	32	8	10	3	0	0	0
25	Washroom Facilities	4	13	22	11	2	0	0
26	Hostel Facility	5	5	14	11	7	0	6
<b>C.</b>	<b>Support System</b>							
27	Experience of the Admission Process to the Programme you have Enrolled in	2	9	24	13	5	0	0
28	Help Received by Orientation Programme of the Department	3	17	21	8	3	0	0
29	Experience with University's Administrative Staff	5	10	28	7	4	0	0
30	Experience with Department's Administrative Staff	5	10	20	14	5	0	0
31	Timely Announcement of Result	2	7	23	13	9	0	0
32	Experience with Timely Availability of Mark Sheet	1	8	21	14	8	0	0
33	Experience with Evaluation Process	5	6	16	14	3	3	2
34	Experience with Placement Cell of the University/Department	28	10	6	4	2	2	0
35	Functioning Of Placement Cell Of The Department	33	4	4	2	4	2	0
36	Experience with Healthcare Facility	6	12	19	9	5	0	0
<b>D.</b>	<b>Skills/Competencies Developed During Course of Study</b>							
37	Analytical Competency	9	10	17	7	2	2	0
38	Problem Solving Competence	7	13	19	6	2	2	0
39	Leadership	11	11	19	4	4	2	0
40	Time Management	11	15	15	6	1	2	0
41	Team Work/Collaboration Skills	8	11	24	3	2	2	0
42	Communication Competence	9	10	20	7	2	2	0

S.No	Category	Below Average	Average	Good	Very Good	Excellent	Don't Know	Not Applicable
43	IT Skills	8	10	22	5	3	2	0
44	Critical Thinking	11	11	20	5	1	2	0
45	Entrepreneurial /Job Skills	17	14	10	4	1	2	0
<b>E.</b>	<b>Overall University Experience</b>							
46	Your Overall Academic Experience	2	11	16	14	5	0	0

**TABLE 3: Frequency Distribution in Percentage (N=54)**

S.No	Category	Below Average	Average	Good	Very Good	Excellent	Don't Know	Not Applicable
<b>A.</b>	<b>Academic</b>							
1	Content of Syllabi of the Courses	1.85	22.22	46.30	14.81	14.81	0.00	0.00
2	Extent of Syllabi Covered in the Class	1.85	18.52	44.44	24.07	11.11	0.00	0.00
3	Delivery of Syllabi in the Class	7.69	28.85	32.69	25.00	5.77	0.00	0.00
4	Use of Teaching Aids and ICT in the Class to Facilitate Teaching	12.00	32.00	38.00	12.00	4.00	0.00	2.00
5	Overall Experience with Internal Assessment (Quiz, Assignments, Presentations etc.)	3.85	26.92	44.23	17.31	7.69	0.00	0.00
6	Student Teacher Interaction	9.26	29.63	29.63	16.67	14.81	0.00	0.00
7	Integration of Theory and Practical in Classes (wherever applicable)	5.88	41.18	25.49	19.61	7.84	0.00	0.00
8	Stimulation for Innovative Thinking	23.08	26.92	36.54	5.77	5.77	1.92	0.00
9	Overall Learning Experience	7.55	28.30	41.51	18.87	3.77	0.00	0.00
10	Condition of Lab Equipment	15.69	33.33	29.41	17.65	3.92	0.00	0.00
11	Availability of Online Resources	5.66	24.53	39.62	18.87	11.32	0.00	0.00
12	Opportunities in the Department/ University for Research Activities	16.67	24.07	29.63	22.22	5.56	1.85	0.00
13	Opportunity to Participate in Seminar/ Workshop/ Conference/ Research Projects	11.54	32.69	34.62	15.38	5.77	0.00	0.00
14	Experience with Research Environment	22.64	32.08	22.64	11.32	5.66	3.77	1.89
15	Participation in Co-Academic And Cultural Events	33.96	30.19	20.75	5.66	9.43	0.00	0.00
<b>B.</b>	<b>Infrastructure</b>							
16	Classroom Facilities (LCD/Audio/ Computer/Seating Arrangement Etc.)	29.63	27.78	31.48	9.26	1.85	0.00	0.00
17	Library Reading Room Facility	1.85	9.26	20.37	37.04	29.63	0.00	1.85
18	Library Digital Resources and Reading Material Support	7.69	15.38	23.08	34.62	19.23	0.00	0.00
19	Internet Facility	3.70	14.81	22.22	35.19	24.07	0.00	0.00

S.No	Category	Below Average	Average	Good	Very Good	Excellent	Don't Know	Not Applicable
20	University Website	1.89	15.09	37.74	30.19	15.09	0.00	0.00
21	Department Website	19.61	31.37	27.45	13.73	5.88	0.00	1.96
22	Sports Facility	40.74	24.07	20.37	7.41	5.56	0.00	1.85
23	Food Outlets/Canteens	15.69	21.57	45.10	13.73	3.92	0.00	0.00
24	Drinking Water Facility	60.38	15.09	18.87	5.66	0.00	0.00	0.00
25	Washroom Facilities	7.69	25.00	42.31	21.15	3.85	0.00	0.00
26	Hostel Facility	10.42	10.42	29.17	22.92	14.58	0.00	12.50
<b>C.</b>	<b>Support System</b>							
27	Experience of the Admission Process to the Programme you have Enrolled in	3.77	16.98	45.28	24.53	9.43	0.00	0.00
28	Help Received by Orientation Programme of the Department	5.77	32.69	40.38	15.38	5.77	0.00	0.00
29	Experience with University's Administrative Staff	9.26	18.52	51.85	12.96	7.41	0.00	0.00
30	Experience with Department's Administrative Staff	9.26	18.52	37.04	25.93	9.26	0.00	0.00
31	Timely Announcement of Result	3.70	12.96	42.59	24.07	16.67	0.00	0.00
32	Experience with Timely Availability of Mark Sheet	1.92	15.38	40.38	26.92	15.38	0.00	0.00
33	Experience with Evaluation Process	10.20	12.24	32.65	28.57	6.12	6.12	4.08
34	Experience with Placement Cell of the University/Department	53.85	19.23	11.54	7.69	3.85	3.85	0.00
35	Functioning Of Placement Cell Of The Department	67.35	8.16	8.16	4.08	8.16	4.08	0.00
36	Experience with Healthcare Facility	11.76	23.53	37.25	17.65	9.80	0.00	0.00
<b>D.</b>	<b>Skills/ Competencies Developed During Course of Study</b>							
37	Analytical Competency	19.15	21.28	36.17	14.89	4.26	4.26	0.00
38	Problem Solving Competence	14.29	26.53	38.78	12.24	4.08	4.08	0.00
39	Leadership	21.57	21.57	37.25	7.84	7.84	3.92	0.00
40	Time Management	22.00	30.00	30.00	12.00	2.00	4.00	0.00
41	Team Work/Collaboration Skills	16.00	22.00	48.00	6.00	4.00	4.00	0.00
42	Communication Competence	18.00	20.00	40.00	14.00	4.00	4.00	0.00
43	IT Skills	16.00	20.00	44.00	10.00	6.00	4.00	0.00

S.No	Category	Below Average	Average	Good	Very Good	Excellent	Don't Know	Not Applicable
44	Critical Thinking	22.00	22.00	40.00	10.00	2.00	4.00	0.00
45	Entrepreneurial /Job Skills	35.42	29.17	20.83	8.33	2.08	4.17	0.00
<b>E.</b>	<b>Overall University Experience</b>							
46	Your Overall Academic Experience	4.17	22.92	33.33	29.17	10.42	0.00	0.00